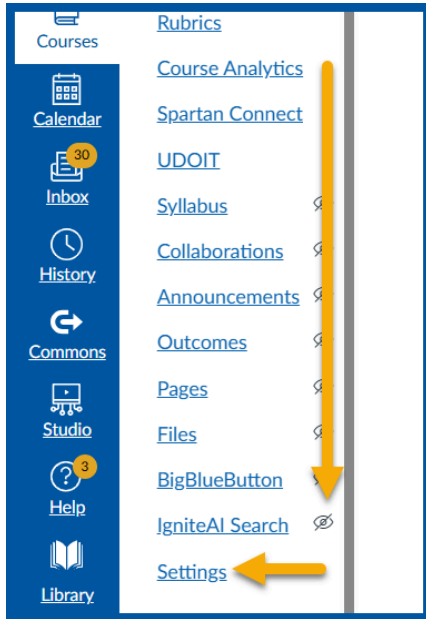


Update SOTE/SOLATE Navigation in Canvas

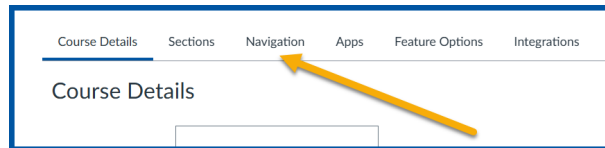
- **Instructor Task:** Update course navigation to use SOTE/SOLATE (Blue)
- 🕒 Takes about 1 minute per course

SJSU is transitioning from SOTE/SOLATE (Anthology) to SOTE/SOLATE (Blue). Use the steps below to update your course navigation.



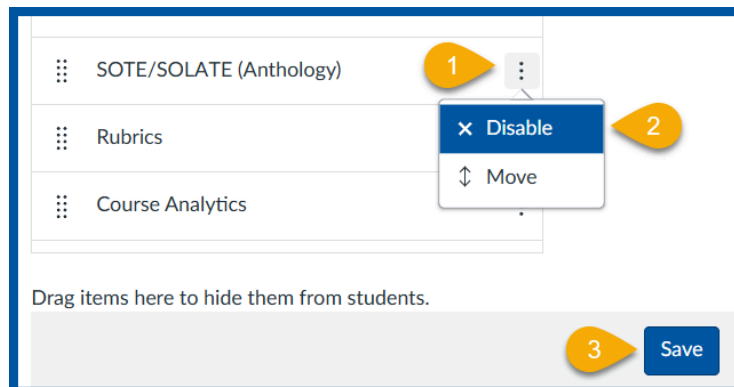
1. Open Navigation Settings

- In your course, select **Settings**.
- Click the **Navigation** tab.

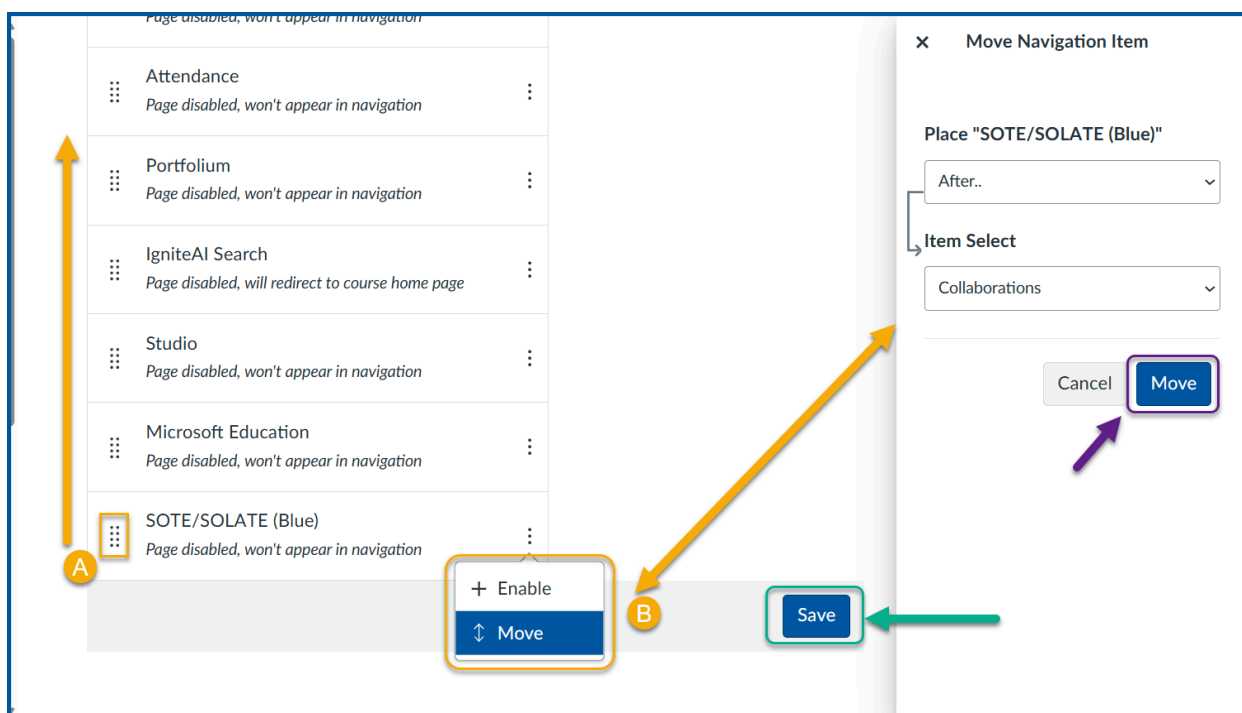


2. Disable SOTE/SOLATE (Anthology)

- Locate **SOTE/SOLATE (Anthology)** in the active navigation links.
- Click the **three dots** (⋮).
- Select **Disable** (2).
- Click **Save** (3).



3. Enable SOTE/SOLATE (Blue)
 - **Scroll** to the inactive navigation links section.
 - Locate **SOTE/SOLATE (Blue)**.
 - Click the **three dots** (:).
 - Select **Enable**.



4. Reorder the Link (Optional)
 - **Drag** the link to reposition it (A), or select **Move** to place it in a specific location (B).
5. Save Changes
 - Click **Save** (Green Box) again to apply all changes.

Note:

Disable the Anthology version before enabling Blue to prevent duplicate navigation links.